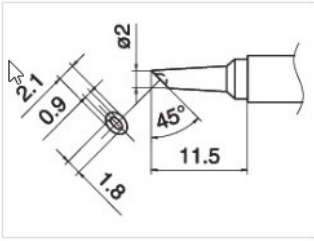
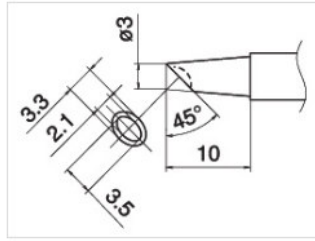


T15-Serie

Format BCM/CM

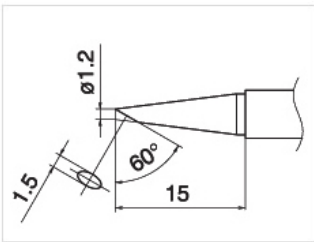


T15-BCM2 Shape-2BC
Hohlkehle

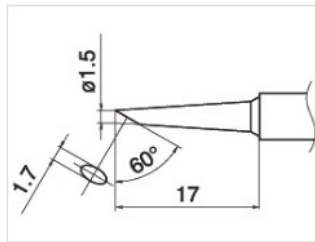


T15-BCM3 Shape-3BC
Hohlkehle

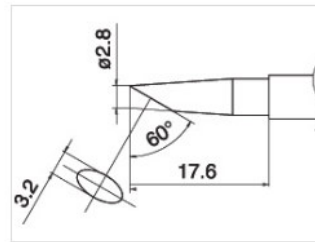
Format BC/C



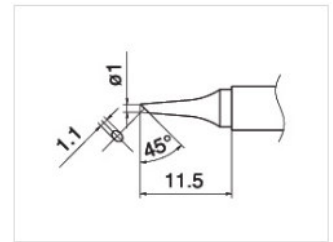
T15-BC12 Form-1.2BC



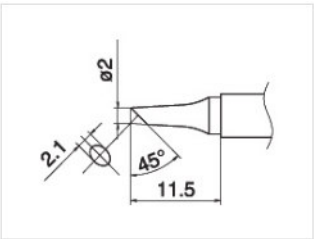
T15-BC15 Form-1.5BC



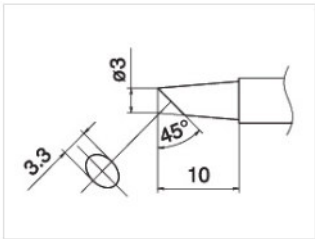
T15-BC28 Form-2.8BC



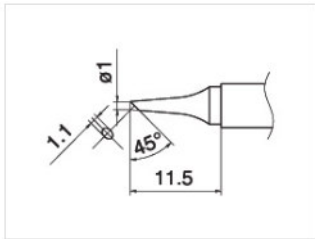
T15-BC1 Form-1BC



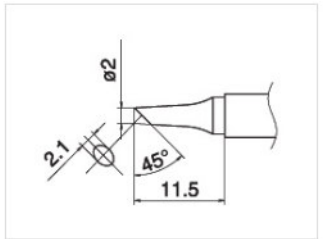
T15-BC2 Form-2BC



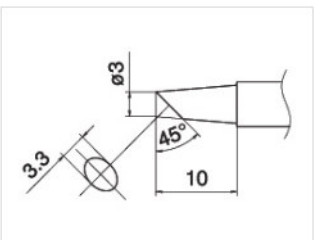
T15-BC3 Form-3BC



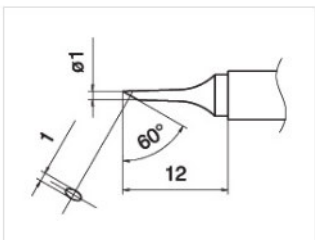
T15-BCF1 Form-1BC
Nur Lötfläche verzinkt



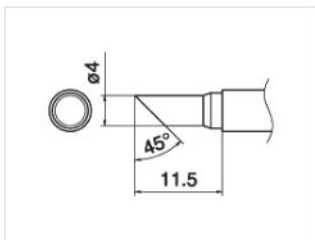
T15-BCF2 Form-2BC
Nur Lötfläche verzinkt



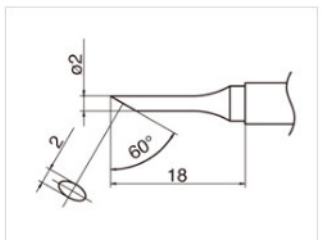
T15-BCF3 Form-3BC
Nur Lötfläche verzinkt



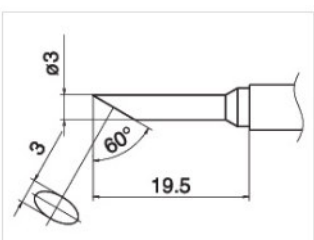
T15-C1 Form-1C



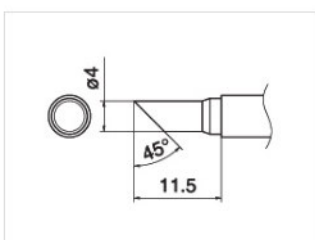
T15-C4 Form-4C



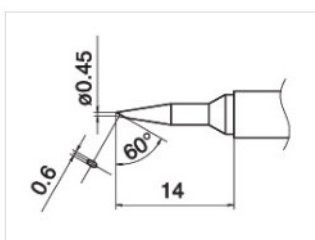
T15-CF2 Form-2C
Nur Lötfläche verzinkt



T15-CF3 Form-3C
Nur Lötfläche verzinkt

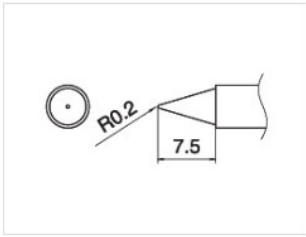


T15-CF4 Form-4C
Nur Lötfläche verzinkt

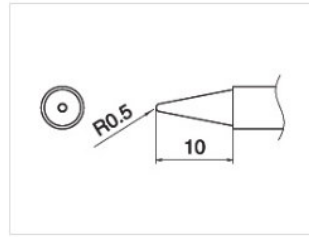


T15-SBC04 Form-0.4SBC
Löten bei engen PIN's

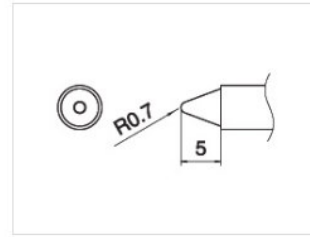
Format B



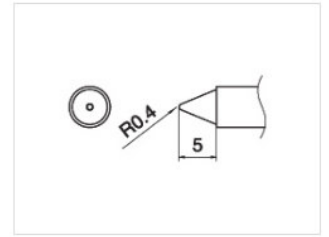
T15-B Form-B



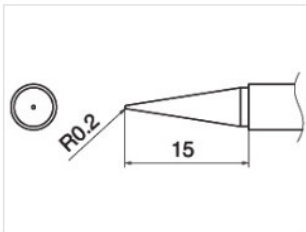
T15-B2 Form-0.5B



T15-B3 Form-0.7B

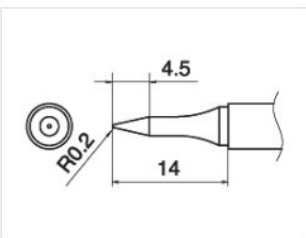


T15-B4 Form-0.4B

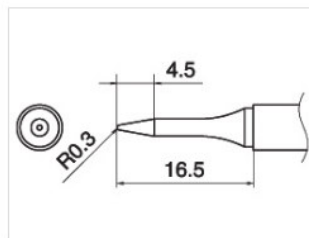


T15-BLL Form-BL Lang

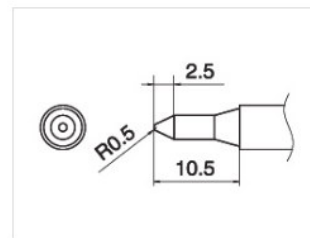
Format SB



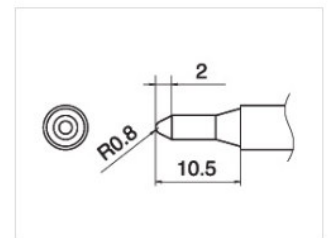
T15-SB02 Form-0.2SB
Löten bei engen PIN's



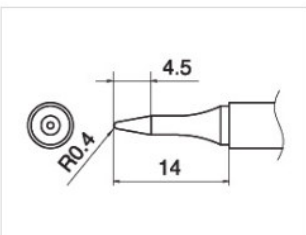
T15-SB03 Form-0.3SB
Löten bei engen PIN's



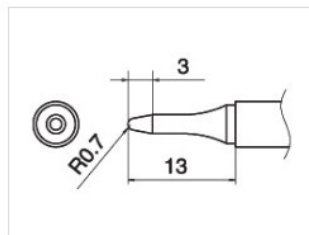
T15-SB05 Form-0.5SB
Löten bei engen PIN's



T15-SB08 Form-0.8SB
Löten bei engen PIN's

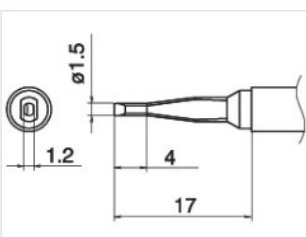


T15-SBS04 Form-0.4SBS
Löten bei engen PIN's

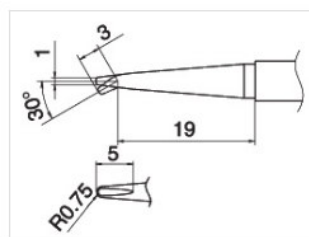


T15-SBS07 Form-0.7SBS
Löten bei engen PIN's

Format Sonderanwendung

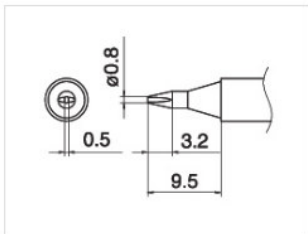


T15-1603 Form-Großer Meißel

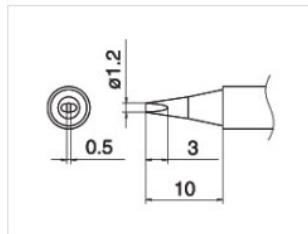


T15-1605 Form-Lange
Reichweite gebogener Meißel

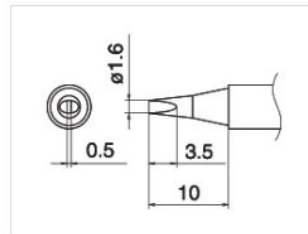
Format D



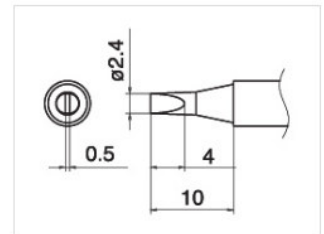
T15-D08 Form-0.8D



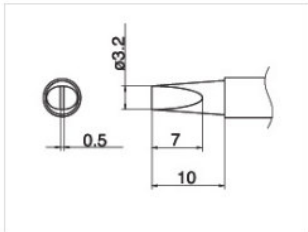
T15-D12 Form-1.2D



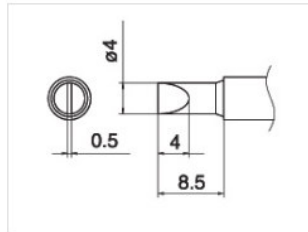
T15-D16 Form-1.6D



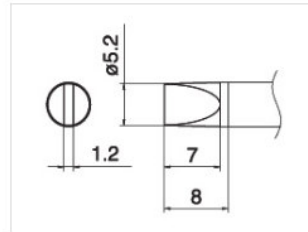
T15-D24 Form-2.4D



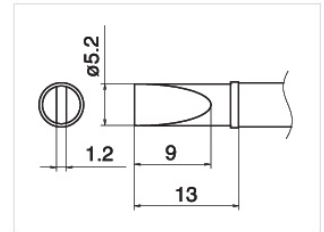
T15-DL32 Form-3.2D lang



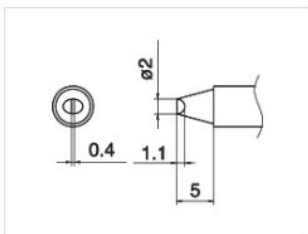
T15-D4 Form-4D



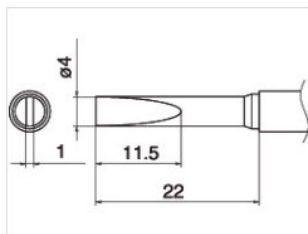
T15-D52 Form-5.2D



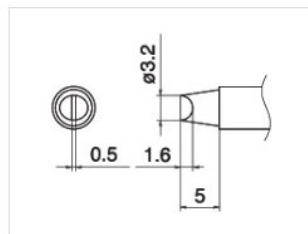
T15-DL52 Form-5.2D lang



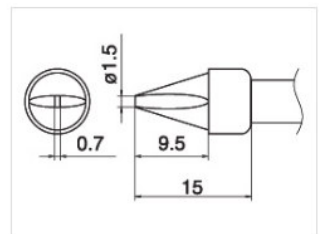
T15-D2 Form-2D



T15-DL4 Form-4D lang

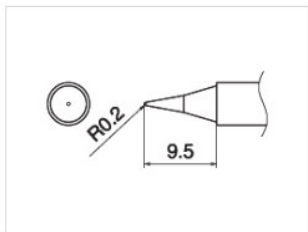


T15-D32 Form-3.2D

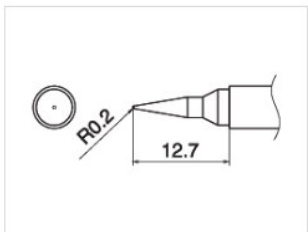


T15-XD15 Form-1.5XD

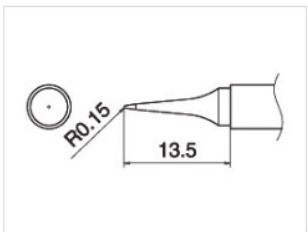
Format I



T15-I Form-I

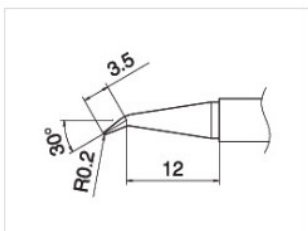


T15-IL Form-IL

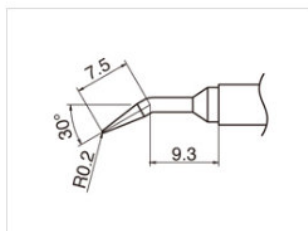


T15-ILS Form-ILS

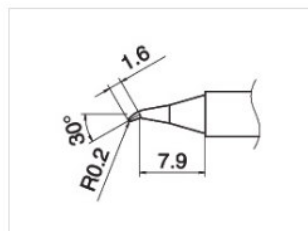
Format J



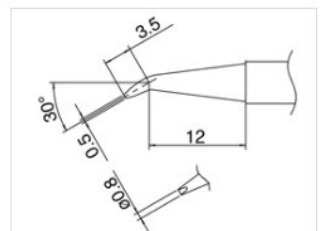
T15-J02 Form-0.2J



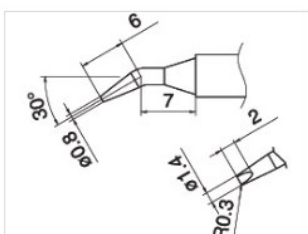
T15-JL02 Form-0.2JL



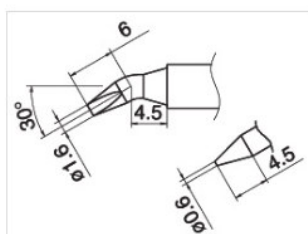
T15-JS02 Form-0.2JS



T15-JD08 Form-0.8JD

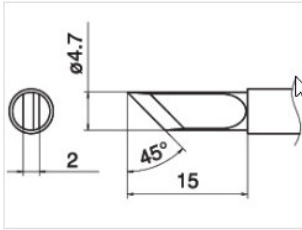


T15-JD14 Form-1.4JD

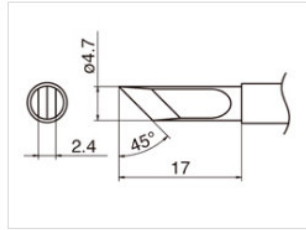


T15-JD16 Form-1.6JD

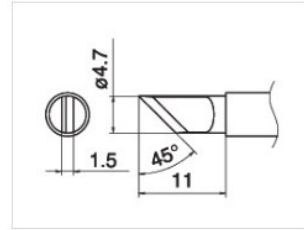
Format K



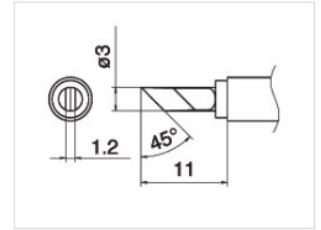
T15-K Form-K



T15-KF Form-KF

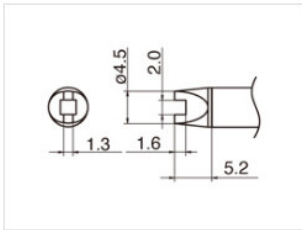


T15-KL Form-KL
für Linkshänder

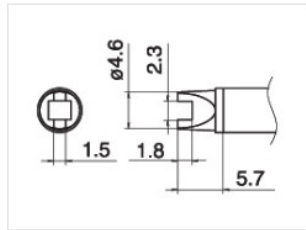


T15-KU Form-KU

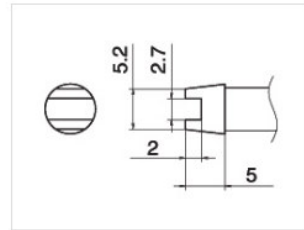
Format R



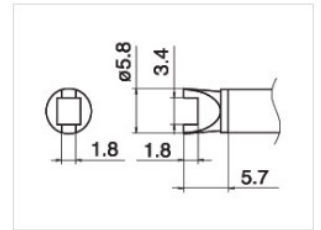
T15-R20 Form-2.0R



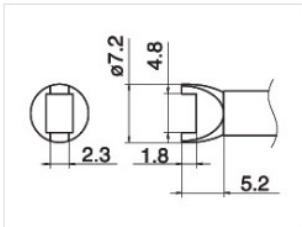
T15-R23 Form-2.3R



T15-R27 Form-2.7R

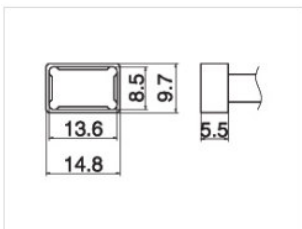


T15-R34 Form-3.4R



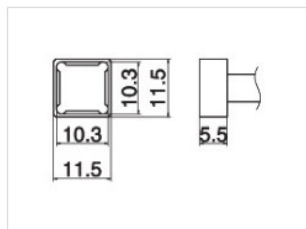
T15-R48 Form-4.8R

Format Quad / SMD-Typ



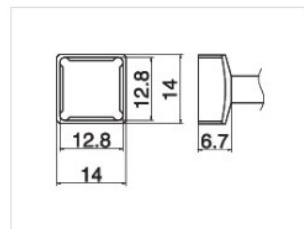
T15-1201 Quad

13,6 mm × 8,5 mm



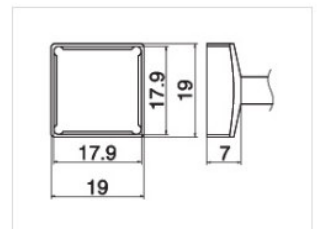
T15-1202 Quad

10,3 mm × 10,3 mm



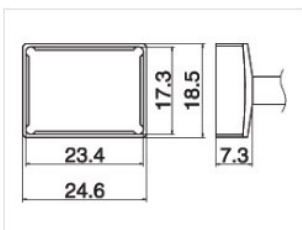
T15-1203 Quad

12,8 mm × 12,8 mm



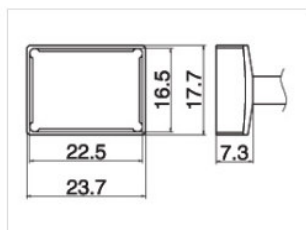
T15-1204 Quad

17,9 mm × 17,9 mm



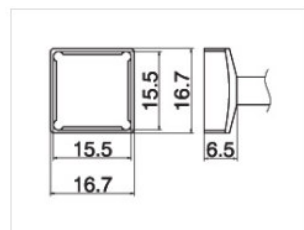
T15-1205 Quad

23,4 mm × 17,3 mm



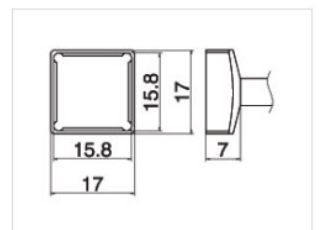
T15-1206 Quad

22,5 mm × 16,5 mm



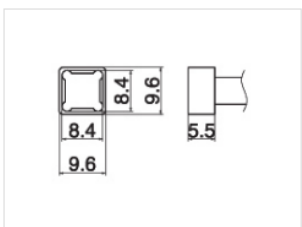
T15-1207 Quad

15,5 mm × 15,5 mm



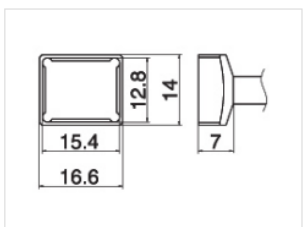
T15-1208 Quad

15,8 mm × 15,8 mm



T15-1209 Quad

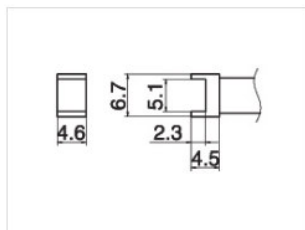
8,4 mm × 8,4 mm



T15-1210 Quad

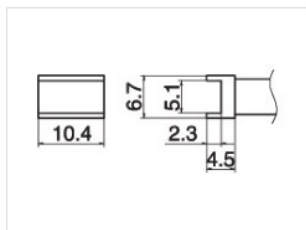
15,4 mm × 12,8 mm

Format Tunnel / SMD-Typ



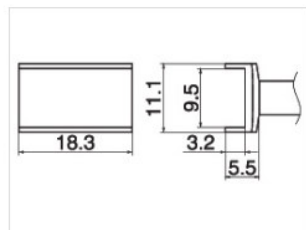
T15-1001 Tunnel

5,1 mm × 4,6 mm



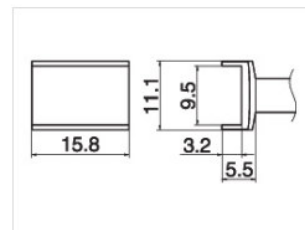
T15-1002 Tunnel

5,1 mm × 10,4 mm



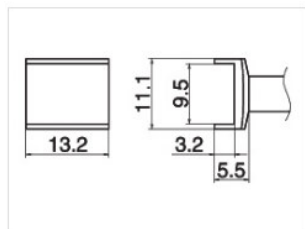
T15-1003 Tunnel

9,5 mm × 18,3 mm



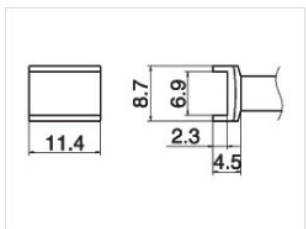
T15-1004 Tunnel

9,5 mm × 15,8 mm



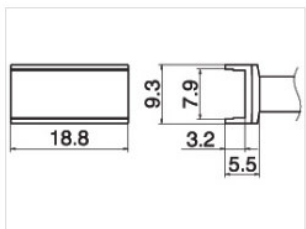
T15-1005 Tunnel

9,5 mm × 13,2 mm



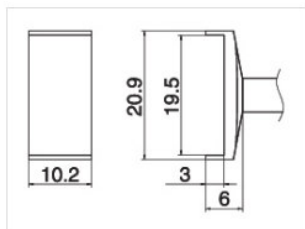
T15-1006 Tunnel

6,9 mm × 11,4 mm



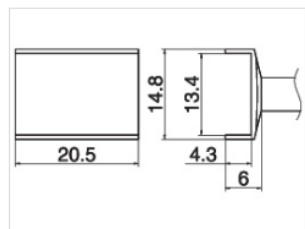
T15-1007 Tunnel

7,9 mm × 18,8 mm



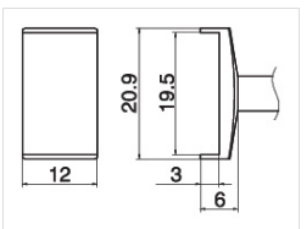
T15-1008 Tunnel

19,5 mm × 10,2 mm



T15-1009 Tunnel

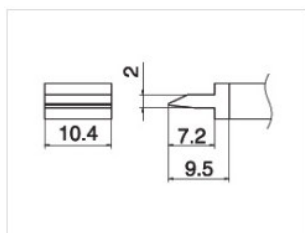
13,4 mm × 20,5 mm



T15-1010 Tunnel

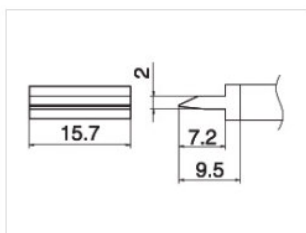
19,5 mm × 12 mm

Format Spachtel / SMD-Typ



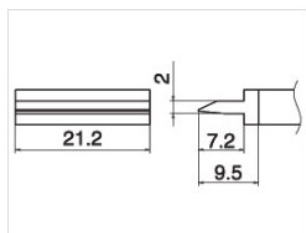
T15-1401 Spachtel

10,4 mm



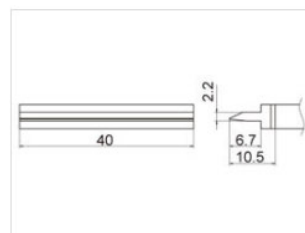
T15-1402 Spachtel

15,7 mm



T15-1403 Spachtel

21,2 mm



T15-1406 Spachtel

40 mm